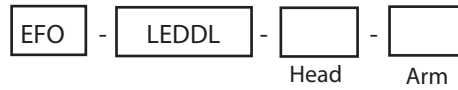


TYPE:

JOB:

ORDERING CODE:



APPROVALS:

DATE:

SPECIFICATIONS

Housing and Lens Frame: Die cast aluminum for thermal management, fits into traditional MR16 fixtures

Lens: Clear

Optical System: 10 degree, 38 degree

Weight: 3oz.

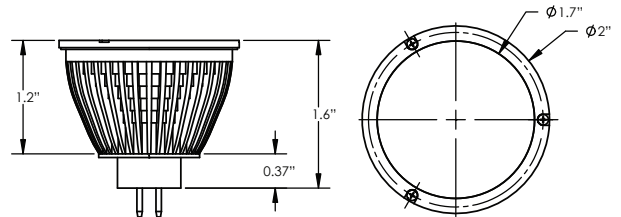
Input Voltages: 12-15 AC/DC

Power Consumptions: 5 watts

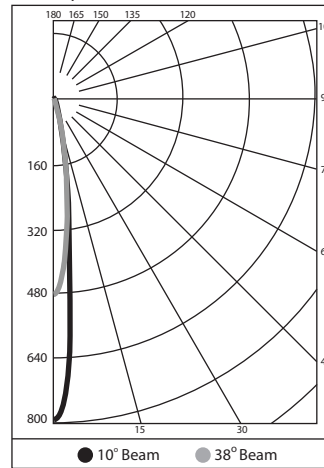
Lamp Life: 50,000 hours to 70% lumen maintenance

UL/IP Rating: Pending

Maximum Operating Temperature: >40°C



Candlepower Distribution



Cone of Light		10° Beam FWHM	
H(ft)	Ø(ft)	FC	LUX
3	0.5	88.2	949
5	0.9	31.8	342
7	1.2	16.2	174
10	1.7	7.9	85

Cone of Light		38° Beam FWHM	
H(ft)	Ø(ft)	FC	LUX
3	2.1	52.6	565
5	3.4	18.9	204
7	4.8	9.7	104
10	6.9	4.7	51

- Testing performed by LTL in accordance with IED LM-79-08
- IES format photometrics are available at www.energyfocusinc.com

ORDERING CODE:

